

4

3

2

1

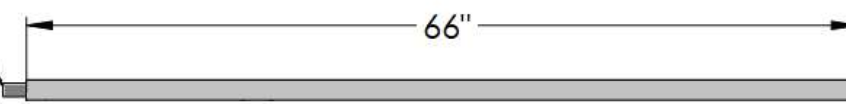
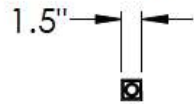
CONDUIT LIGHT ARMS

POSTER LIGHT ARM

PART #: CONDUITSQ1.5X66-ALUM

PART #: CONDUITSQ1.5X66-ALUMPW (7.5' PRE-WIRE)

3/4" ALUMINUM COUPLER



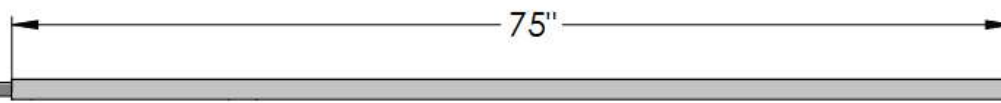
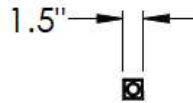
1.5"X1.5"X1/8" ALUMINUM SQUARE CONDUIT

BULLETIN LIGHT ARM

PART #: CONDUITSQ1.5X75-ALUM

PART #: CONDUITSQ1.5X75-ALUMPW (8'-3" PRE-WIRE)

3/4" ALUMINUM COUPLER



1.5"X1.5"X1/8" ALUMINUM SQUARE CONDUIT

UNLESS OTHERWISE SPECIFIED
 DIMENSIONS ARE IN INCHES
 TOLERANCES
 FRACTIONAL ± 1/16"
 ANGULAR BEND ± 2"



2963 Pleasant Hill Road
 Duluth, GA 30096

PROPRIETARY AND CONFIDENTIAL THE INFORMATION CONTAINED IN THIS DRAWING IS THE SOLE PROPERTY OF FORMETCO. ANY REPRODUCTION IN PART OR AS A WHOLE WITHOUT THE WRITTEN PERMISSION OF FORMETCO IS PROHIBITED.	MATERIAL	ALUMINUM	CREATED	BDJ	DATE	SIZE	DRAWING NUMBER	REVISION
	MATERIAL FINISH	UNPAINTED	5/6/2016	3:32:57 PM	B	CONDUIT LIGHT ARMS	A	
	DO NOT SCALE DRAWING	UPDATED	Tuesday, July 12, 2022 3:07:46 PM			WEIGHT:	SHEET 1 OF 1	

4

3

2

1