

BILLBOARD LIGHTING PLACEMENT REFERENCE GUIDE



Suggested location of single luminaire placement for optimal illumination on a variety of outdoor billboard faces.

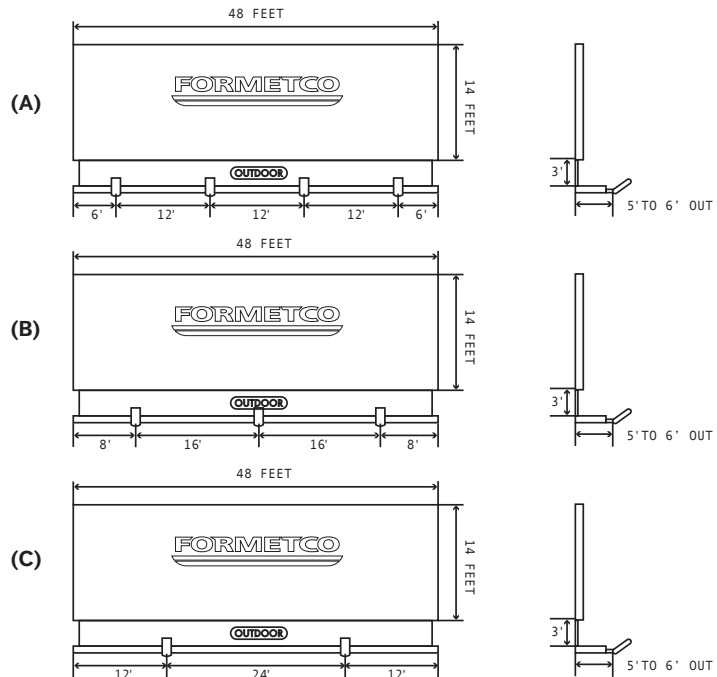
14' x 48' BULLETIN

Recommended: Install each fixture approximately 3 feet down from the base of the copy and 5 feet from the face. Space each fixture according to the diagram to the right.

(A. Four Luminaire LED Upgrade/ Retrofit placement.

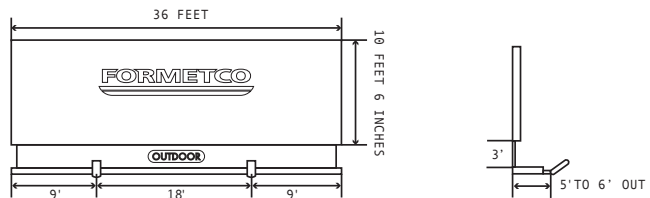
(B. Three Luminaire LED Upgrade/ Retrofit placement.

(C. Two Luminaire LED Upgrade/ Retrofit placement.



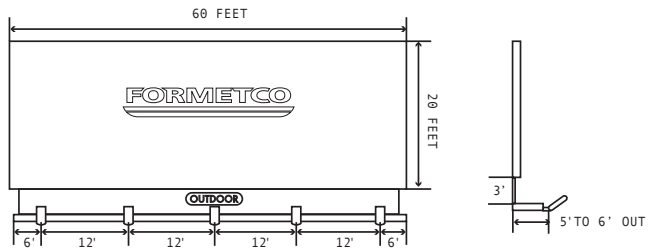
10' 6" x 36' BULLETIN

Recommended: Install each fixture approximately 3 feet down from the base of the copy and 5 feet from the face. Space each fixture according to the diagram on the right.



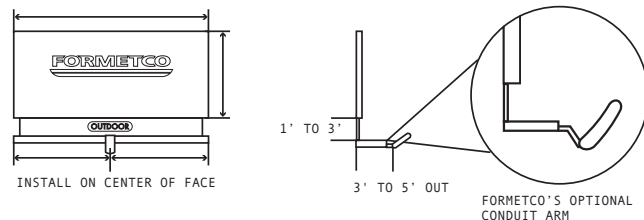
20' x 60' BULLETIN

Recommended: Install each fixture approximately 3 feet down from the base of the copy and 5 feet from the face. Space each fixture according to the diagram on the right.



POSTER PANEL

Recommended: Install each fixture approximately 1 to 3 feet down from the base of the copy and 3 to 5 feet out from the face. Space one single fixture in the center of the face. Use the optional conduit arm to lower the fixture further from the copy.



TOP MOUNTING FIXTURE This reference document is not intended for top mounted fixtures. Please contact your Formetco agent for additional information regarding top mount applications.

Formetco Incorporated
 2963 Pleasant Hill Road | Duluth, GA 30096
 (800) 367-6382 | www.formetco.com

PRODUCT CODE: BXBBB-LWY-WSN-F25-1-F-ULSVA40K

