

# Rotarylok Bulletin Sections

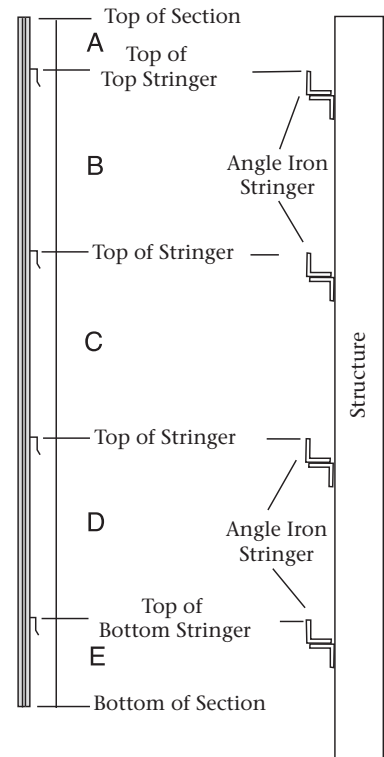
## Rotarylok Hanger Spacing

Correct hanger spacing is important.

Measure from the top of the section down to the top of the top stringer. Then measure from top of stringer to top of next stringer down until all measurements are taken. Lastly, subtract all the above measurements from the total height of the section to get the last measure.

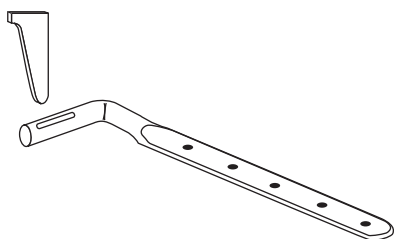
When matching old sections where you do not have the original stringer spacing recorded, remember that the hangers are probably out of kilter. You should measure from the top of section down with sections on the angle iron stringers, then measure the stringers on the structure for an accurate spacing.

## Hanger Spacing

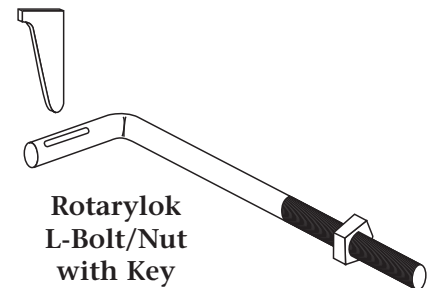


## Rotarylok L-Bolt/Nut with Key Rotarylok Wood Clip with Key

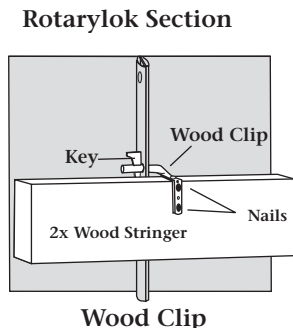
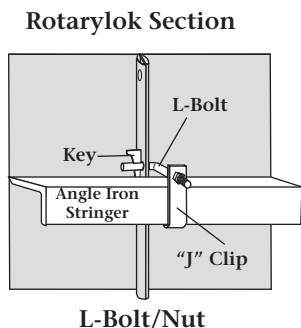
When your angle iron is turned where you can not use hangers, or you have wooden stringers then your Rotarylok Sections can be attached to your angle iron stringers with L-Bolts and Nuts and "J" Clips or "RVJ" Clips on 4" x 3" angle iron. Use the Wood Clips to attach directly to wood stringers.



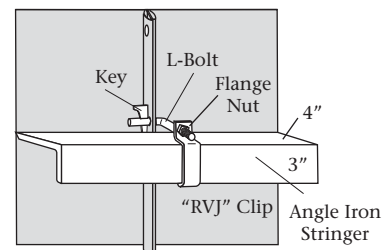
Rotarylok Wood Clips



Rotarylok L-Bolt/Nut with Key



## Rotarylok Sections



L-Bolt, Key and Flange Nut



"RVJ" Clip Use with L-Bolt on 4" x 3" Angle Iron

# Hanger Spacing Worksheet

## Rotarylok and Dura-Paint Sections

Date: \_\_\_\_\_  
 Sold To: \_\_\_\_\_  
 Address: \_\_\_\_\_  
 City, State, Zip: \_\_\_\_\_  
 Contact Name: \_\_\_\_\_  
 Phone #: \_\_\_\_\_  
 Fax #: \_\_\_\_\_  
 Cell Phone #: \_\_\_\_\_

Order #: \_\_\_\_\_  
 Sold To: \_\_\_\_\_  
 Address: \_\_\_\_\_  
 City, State, Zip: \_\_\_\_\_  
 Contact Name: \_\_\_\_\_  
 Phone #: \_\_\_\_\_  
 Fax #: \_\_\_\_\_  
 Cell Phone #: \_\_\_\_\_

Rotarylok Sections


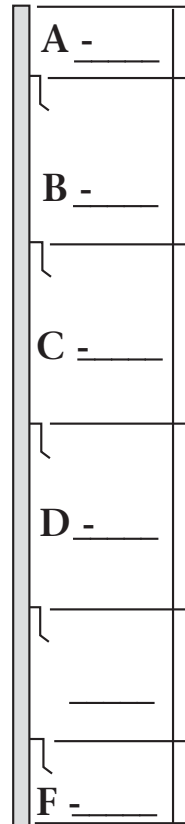
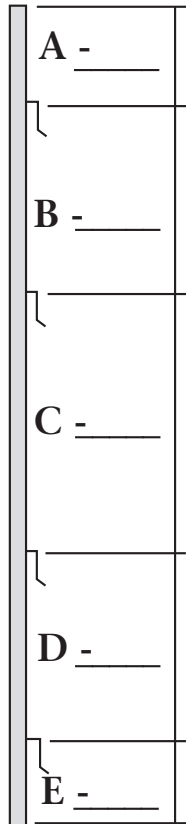
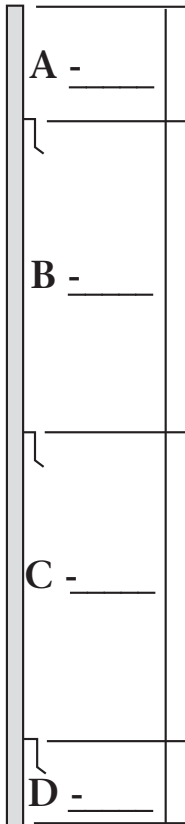
Dura-Paint Sections

**3 Hangers**  
 Width \_\_\_\_\_  
 Height \_\_\_\_\_

**4 Hangers**  
 Width \_\_\_\_\_  
 Height \_\_\_\_\_

**5 Hangers**  
 Width \_\_\_\_\_  
 Height \_\_\_\_\_

**\_\_\_ Hangers**  
 Width \_\_\_\_\_  
 Height \_\_\_\_\_



Stop-Pop Front  Yes  No

Paint Back & Edges  Yes  No

Color:  Brown  Black  Tan

White  Other \_\_\_\_\_