

# BILLBOARD LIGHTING PLACEMENT REFERENCE GUIDE



Suggested location of single luminaire placement for optimal illumination on a variety of outdoor billboard faces.

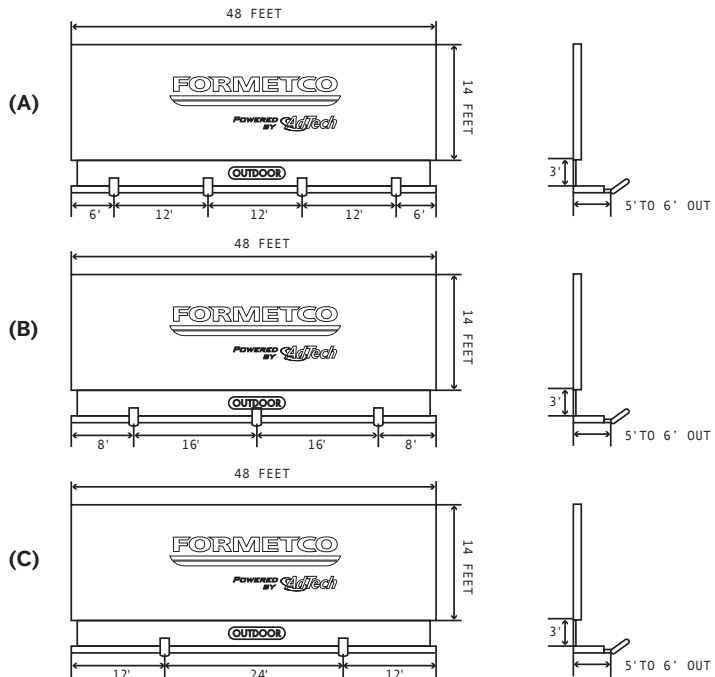
## 14' x 48' BULLETIN

**Recommended:** Install each fixture approximately 3 feet down from the base of the copy and 5 feet from the face. Space each fixture according to the diagram to the right.

(A. Four Luminaire LED Upgrade/ Retrofit placement.

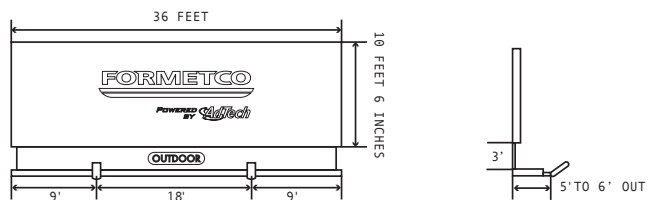
(B. Three Luminaire LED Upgrade/ Retrofit placement.

(C. Two Luminaire LED Upgrade/ Retrofit placement.



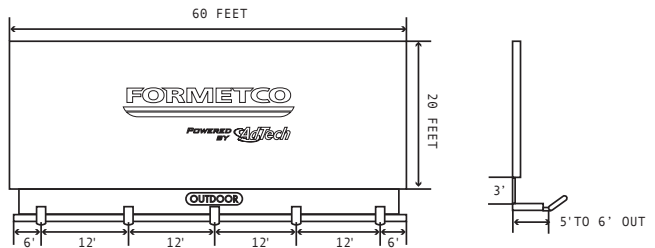
## 10' 6" x 36' BULLETIN

**Recommended:** Install each fixture approximately 3 feet down from the base of the copy and 5 feet from the face. Space each fixture according to the diagram on the right.



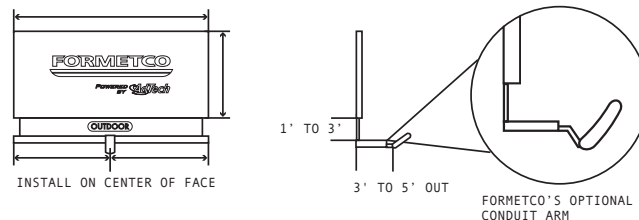
## 20' x 60' BULLETIN

**Recommended:** Install each fixture approximately 3 feet down from the base of the copy and 5 feet from the face. Space each fixture according to the diagram on the right.



## POSTER PANEL

**Recommended:** Install each fixture approximately 1 to 3 feet down from the base of the copy and 3 to 5 feet out from the face. Space one single fixture in the center of the face. Use the optional conduit arm to lower the fixture further from the copy.



**TOP MOUNTING FIXTURE** This reference document is not intended for top mounted fixtures. Please contact your Formetco agent for additional information regarding top mount applications.

**Formetco Incorporated**  
 2963 Pleasant Hill Road | Duluth, GA 30096  
 (800) 367-6382 | www.formetco.com

PRODUCT CODE: BXBBB-LWY-WSN-F25-1-F-ULSVA40K

